



XEVC-1011-E1RM.0

| English | Technical data |
|---|--|
| 01 Power | 18.5 kW 63122 BTU/h |
| 02 Frequency | 50 / 60 Hz |
| 03 Electric nominal heat input | 18 kW 61416 BTU/h |
| 06 Power supply cable type | H07RN-F |
| 07 Voltage Power cable section Circuit breaker | 380-415V ~3PH+N+PE 5G x 4 mm ² 32 A I1 26 A I2 26 A I3 26 A In 2 A |
| 220-240V ~3PH+PE (Kit required) 4G x 10 mm ² 50 A I1 45.5 A I2 47.5 A I3 47.5 A | |
| 08 Cable Plug | ✓ X |
| 09 RCD / GFCI | AC |
| 11 Water pressure | 150-600 kPa 22-87 psi |
| 12 Water max. consumption (steam) | 13 l/h @ 200 kPa 3.42 gal/h @ 29 psi |
| 13 Cavity dimensions (w x d x h) | 606 x 385 x 727 mm 23-7/8" x 15-3/16" x 28-5/8" |
| 14 Max. food load | 45 kg 99 lbs |
| 15 Max. temperature | 260 °C 500 °F |
| 16 IP protection class | X4 |

Terms and conditions of installations - Observe all local specific standard and regulations for installation and operations.



| Italiano |
|---|
| 01 Potenza |
| 02 Frequenza |
| 03 Potenza termica nominale elettrica |
| 06 Tipo cavo alimentazione |
| 07 Tensione Sezione cavi alimentazione Magnetotermico |
| 08 Cavo Spina |
| 09 RCD / GFCI |
| 11 Pressione acqua |
| 12 Consumo max acqua (vapore) |
| 13 Dimensioni camera cottura (l x p x h) |
| 14 Max. peso pieno carico |
| 15 Temperatura max. |
| 16 Grado protezione IP |

| Espanol |
|--|
| 01 Potencia |
| 02 Frecuencia |
| 03 Potencia térmica nominal eléctrica |
| 06 Tipo de cable de alimentación |
| 07 Voltaje Sección del cable de alimentación Disyuntor |
| 08 Cable Enchufe |
| 09 RCD / GFCI |
| 11 Presión del agua |
| 12 Consumo máximo de agua (vapor) |
| 13 Dimensión de la cavidad (w x d x h) |
| 14 Carga máxima de alimentos |
| 15 Temperatura máxima |
| 16 Grado de protección IP |

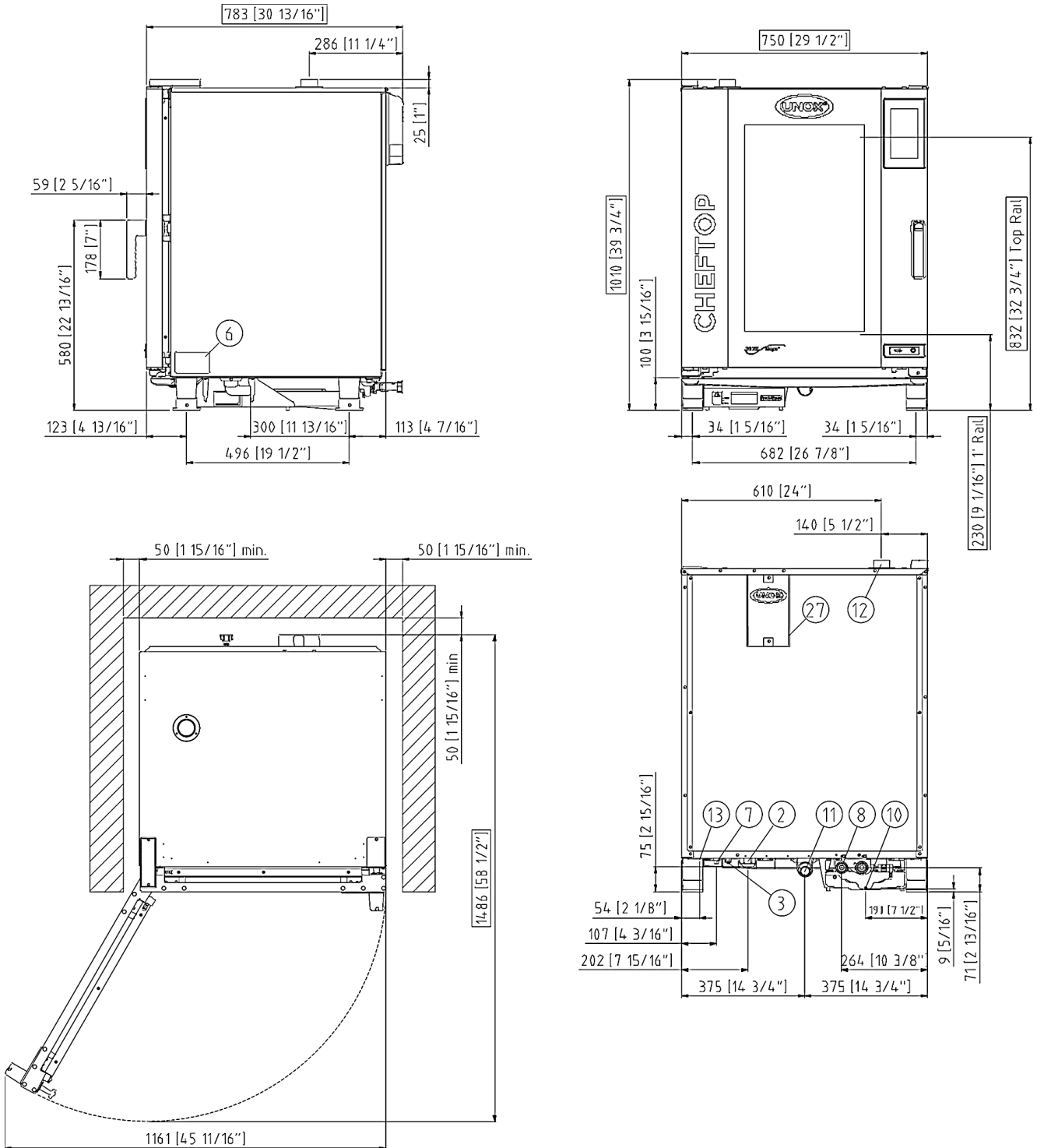
| Français |
|--|
| 01 Puissance électrique |
| 02 Fréquence |
| 03 Puissance calorifique nominale électrique |
| 06 Type de câble d'alimentation |
| 07 Tension Section câbles d'alimentation Disjoncteur |
| 08 Câble Prise |
| 09 RCD / GFCI |
| 11 Pression de l'eau |
| 12 Consommation max. d'eau (vapeur) |
| 13 Dimension de la cavité (l x p x h) |
| 14 Charge max. des aliments |
| 15 Température max. |
| 16 Niveau de protection IP |

| Deutsch |
|---|
| 01 Elektrische Leistung |
| 02 Frequenz |
| 03 Elektrische Nennwärmeleistung |
| 06 Stromkabel Typ |
| 07 Spannung Stromkabel Teil Sicherung |
| 08 Leitung Stecker |
| 09 RCD / GFCI |
| 11 Wasserdruck |
| 12 Maximaler Wasserverbrauch bei Dampfbetrieb |
| 13 Abmessungen des Hohlraums (B x T x H) |
| 14 Maximale Beladungskapazität |
| 15 Maximale Temperatur |
| 16 IP-Schutzart |

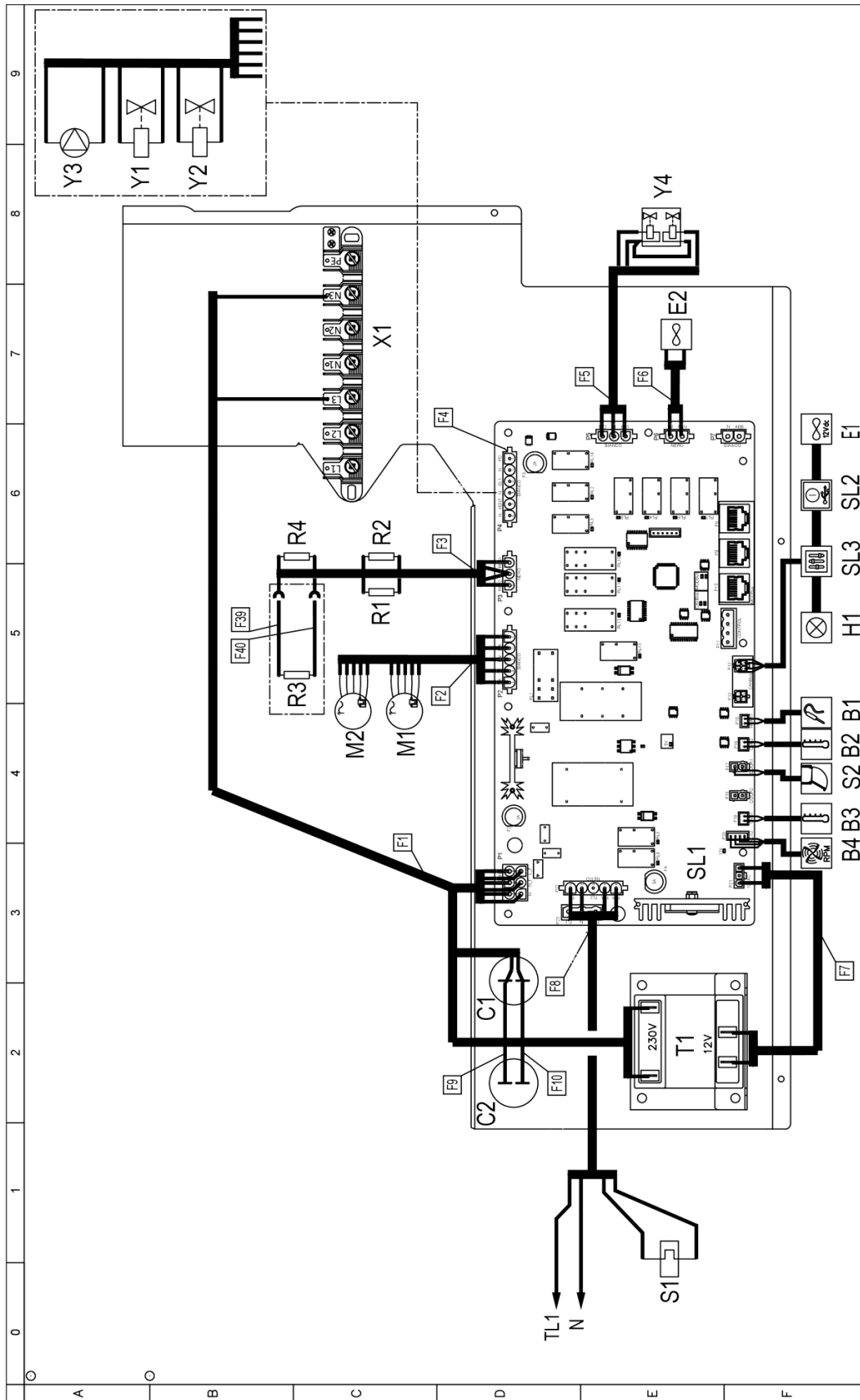
| Русский |
|---|
| 01 Мощность |
| 02 Частота |
| 03 Номинальная электрическая потребляемая мощность |
| 06 Тип силового кабеля |
| 07 Напряжение Сечение силового кабеля Токовый автомат |
| 08 Кабель Вилка |
| 09 RCD / GFCI |
| 11 Давление воды |
| 12 Максимальное потребление воды (пар) |
| 13 Габариты камеры (ш x г x в) |
| 14 Максимальная загрузка |
| 15 Максимальная температура |
| 16 Класс защиты IP |

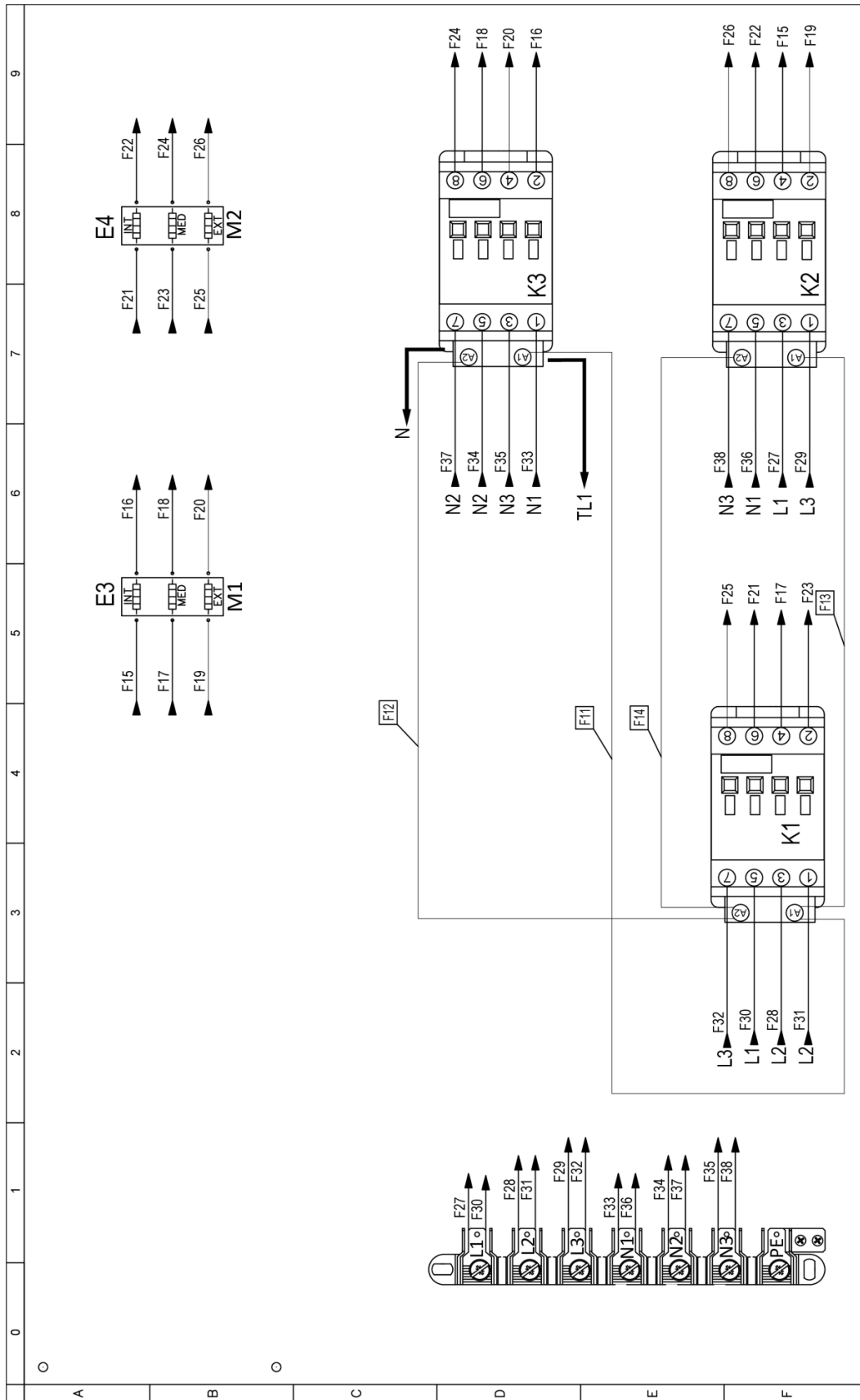
| 中文 |
|------------------------|
| 01 功率 |
| 02 频率 |
| 03 电额定热输入 |
| 06 电源电缆类型 |
| 07 电压 电源电缆截面 断路器 |
| 08 电缆和插头 |
| 09 RCD / GFCI |
| 11 水压 |
| 12 最大水消耗 (蒸汽) |
| 13 腔室尺寸 (宽 x 深 x 高) |
| 14 最大食物负荷 |
| 15 最高温度 |
| 16 IP保护等级 |

| Português |
|---|
| 01 Potência |
| 02 Frequência |
| 03 Potência térmica nominal elétrica |
| 06 Tipo de cabo de alimentação |
| 07 Tensão Seção de cabos de alimentação Disjuntor |
| 08 Cabo Plugue |
| 09 RCD / GFCI |
| 11 Pressão da água |
| 12 Max. consumo de água (vapor) |
| 13 Dimensão de cavidade (c x l x a) |
| 14 Max. capacidade de alimento |
| 15 Max. temperatura |
| 16 Grau de proteção IP |



| | English | Italiano | Español | Français | Deutsch |
|----|---------------------------|-------------------------|------------------------|---------------------------|------------------------|
| 02 | Electrical connection | Allacciamento elettrico | Conexión eléctrica | Raccordement électrique | Elektrischer Anschluss |
| 08 | Water connection | Allacciamento idrico | Conexión de agua | Raccordement à l'eau | Wasseranschluss |
| 09 | Gas connection | Allacciamento gas | Conexión de gas | Raccordement au gaz | Gasanschluss |
| 11 | Water drain | Scarico acqua | Desagüe del agua | Evacuation | Abflussrohr |
| 12 | Smoke exhaust | Scarico fumi | Salida de humos | Aspiration des fumées | Abluftrohr |
| 13 | Accessories connection | Collegamento accessori | Conexión de accesorios | Connexion des accessoires | Anschluss des Zubehörs |
| 30 | Combustion fumes | Fumi di combustione | Gases de combustión | Fumées de combustion | Abgasse |
| 31 | Air inlet | Ingresso aria | Entrada de aire | Entrée d'air | Lufteinlass |
| | Русский | 中文 | Português | | |
| 02 | Электрическое подключение | 电源连接 | Conexão elétrica | | |
| 08 | Подключение к воде | 水连接 | Conexão hídrica | | |
| 09 | Подключение к газу | 燃气连接 | Conexão gás | | |
| 11 | Выход воды | 排水 | Saída de água | | |
| 12 | Выход газов | 排烟 | Saída de fumaça | | |
| 13 | Подключение аксессуаров | 配件连接 | Conexão de acessórios | | |
| 30 | Продукты горения | 燃烧烟雾 | Fumaça de combustão | | |
| 31 | Воздухозаборник | 空气入口 | Entrada de ar | | |

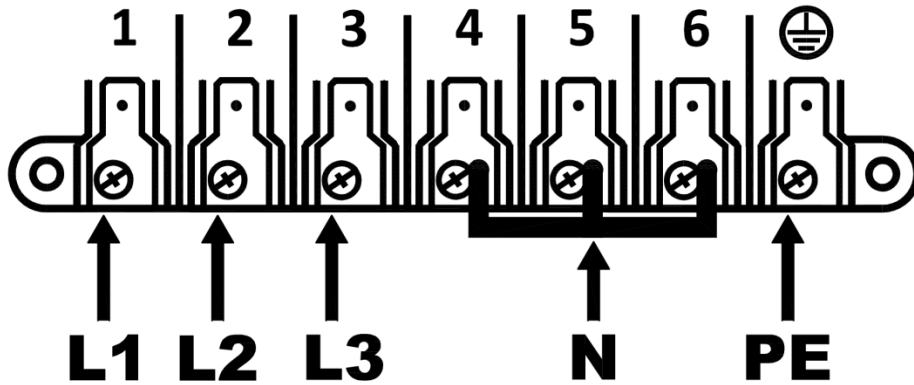




| | 0 | 1 | 2 | 3 | 4 | 5 | 6 | 7 | 8 | 9 |
|-------------|---------------------------------------|-----------------------------|--------------------------------------|----------------------------------|---------------------------|-------------------------|---|---|---|---|
| A | | | | | | | | | | |
| B | | | | | | | | | | |
| C | | | | | | | | | | |
| D | | | | | | | | | | |
| E | | | | | | | | | | |
| F | | | | | | | | | | |
| G | Stigle | ITALIANO | ENGLISH | FRANCAIS | ESPAÑOL | DEUTSCH | | | | |
| C1,C2 | CONDENSATORE | MOTOR/CAPACITOR | CONDENSATEUR | CONDENSADOR | KONDENSATOR | | | | | |
| K1,K2,K3 | TELERUTTORE | CONTACTOR | TELERUPTEUR | TELEINTERRUPTOR | RELAIS | | | | | |
| SL1 | SCHEDA POTENZA | POWER CARD | CARTE DE PUISSANCE | TARJETA POTENCIA | POWERPLATINE | | | | | |
| T1 | TRASFORMATORE | TRANSFORMER | TRANSFORMATEUR | TRANSFORMADOR | TRASFORMATORE | | | | | |
| X1 | MORSETTIERA 6P+PE | TERMINAL BLOCK 6P+PE | BORNIER 6P+PE | SONDE A COEUR | CONECTOR 6P+PE | KLEMMLEISTE 6P+PE | | | | |
| B1 | SONDA AL CUORE | CORE PROBE | SONDE A COEUR | SONDE A COEUR | SONDA CORAZON | KERNTemperaturfühler | | | | |
| B2,B3 | SONDA CAMERA | TEMPERATURE PROBE | SONDE DE CHAMBRE | SONDE DE CHAMBRE | SONDA CAMARA | GARRAUMTEMPERATURFÜHLER | | | | |
| B4 | SENSORE VELOCITA MOTORE | MOTOR SPEED SENSOR | CAPTEUR DE VITESSE MOTEUR | SENSOR DE VELOCIDAD MOTOR | SENSOR DE VELOCIDAD MOTOR | GESCHWINDIGKEITSSENSOR | | | | |
| E1 | VENTOLA RAFFREDDAMENTO 12V | COOLING FAN 12V | TURBINE DE REFRIGERISSEMENT 12V | TURBINA DE REFRIGERACION 12V | LÜFTER 12V | | | | | |
| E2 | VENTOLA RAFFREDDAMENTO 230V | COOLING FAN 230V | TURBINE DE REFRIGERISSEMENT 230V | TURBINA DE REFRIGERACION 230V | LÜFTER 230V | | | | | |
| E3,E4 | ELEMENTO RISCALDANTE | HEATING ELEMENT | ELEMENT DE CHAUFFAGE | RESISTENCIA DE CALEFACCION | HEIZUNG | | | | | |
| H1 | LUCE CAMERA | OVEN LIGHT | ECLAIRAGE DE CHAMBRE | LUZ CAMARA | BELEUCHTUNG | | | | | |
| M1,M2 | MOTORE | MOTOR | MOTEUR | MOTOR | MOTOR | | | | | |
| R1,R2,R3,R4 | RESISTENZA DI MODULAZIONE VENTILATORE | MOTOR MODULATION RESISTANCE | RESISTANCE DE MODULATION VENTILATEUR | RESISTENCIA MODULACION VELOCIDAD | WIDERSTAND LOW FAN | | | | | |
| S1 | TERMOSTATO SICUREZZA | SAFETY THERMOSTAT | THERMOSTAT DE SECURITE | TERMOSTATO DE SEGURIDAD | SICHERHEITS THERMOSTAT | | | | | |
| S2 | MICRO INTERRUTTORE PORTA | DOOR MICROSWITCH | MICROINTERRUPTEUR DE PORTE | MICROINTERRUPTOR PUERTA | TURKONTAKTSCHALTER | | | | | |
| SL2 | SCHEDA 1/0 - USB | USB - 1/0 BOARD | USB - CARTE 1/0 | USB - CARTE 1/0 | USB - 1/0 PLATINE | | | | | |
| SL3 | SCHEDA CONTROLLO | CONTROL BOARD | CARTE DE CONTROL | TARJETA DE CONTROL | KONTROLL PLATINE | | | | | |
| Y1 | ELETTROVALVOLA ACQUA | WATER SOLENOID VALVE | ELECTROVANNE EAU | ELECTROVALVULA | ELEKTROVENTIL | | | | | |
| Y2 | DRY MAXY | DRY MAXY | DRY MAXY | DRY MAXY | DRY MAXY | | | | | |
| Y3 | POMPA | PUMP | POMPE | POMPE | PUMPE | | | | | |
| Y4 | ELETTROVALVOLA ACQUA 3 STADI | WATER SOLENOID VALVE 3STAGE | ELECTROVANNE EAU 3 ETAPES | ELECTROVALVULA 3 ETAPES | ELEKTROVENTIL 3 STUFEN | | | | | |

**ED1479A
POWER SUPPLY - CONNECTION DIAGRAM**

380-415V ~ 3PH + N + PE 50/60Hz



220-240V ~ 3PH + PE 50/60Hz
ONLY WITH KIT XUC128

